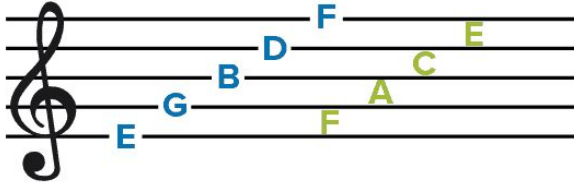


4TH AND 5TH GRADE MUSIC ACTIVITY APRIL 27 TO MAY 1 - RHYTHM STAFF SUPERHEROS

OPTIONAL TUTORIAL AVAILABLE THROUGH MRS. KOCHRIAN'S WEBPAGE!

This week we are going to experiment putting rhythm building blocks on a body percussion staff. This staff is similar to the five line Treble Clef staff that we use for all of the high pitched instruments (recorder, trumpet, etc.) but the body percussion staff has four lines & nothing is written in the spaces.

TREBLE CLEF













BODY PERCUSSION STAFF



RHYTHMIC BUILDING BLOCKS

Each building block has two beats in it with different lengths of notes (rhythms).

									
Long	Long	Long Quick-Quick	Quick-Quick Long	Quick-Quick Quick-Quick	Quick-Quick Quick-Quick	Quick-Quick Quick-Quick	Quick-Quick Quick-Quick	Long	Silent
Ta	Ta	Ta ti-ti	ti-ti Ta	ti-ti ti-ti	ti-ti ti-ti	ti-ti ti-ti	ti-ti ti-ti	Ta	(Rest)
Ant Star	Man Lord	Black Panther Black Widow Steve Rogers Nick Fury	Iron Man Spider Man Scarlet Witch Doctor Strange	Iron Man Spider Man Scarlet Witch Doctor Strange	Captain Marvel Winter Soldier	Captain Marvel Winter Soldier	Captain Marvel Winter Soldier	Thor Hulk Wasp Groot Drax	(Sh) (Sh) (Sh) (Sh) (Sh)
Bat	Man	Green Lantern	Super Man Aqua Man	Super Man Aqua Man	Wonder Woman	Wonder Woman	Wonder Woman	Flash	(Sh)

- Pick four superheroes. Write or type the names in the order you want to say/play them.
- Say the names in order while tapping a steady beat (tap with your foot or hand). Don't rush! Give each word one whole beat. Don't forget a silent beat after names like Thor.
- Clap the syllables of the names: once for one syllable words/twice for two syllable words.
- Say the names and clap the syllables with a steady beat. Next think the names & clap.
- Write out four lines, labeling them from top to bottom Snap, Clap, Pat and Stamp.
- Put one hero on each line, moving across the page to show which to play first, second, etc.
- Play your piece, snapping, clapping, patting and stamping your hero's names.

Optional:

- Make up a melody - Sing your rhythms or play them on your band/orchestra instrument.
- Pick four more heroes & repeat the process. You can use your first set of heroes as group A and your second set as group B and then make different patterns like ABA & ABAB or put your group A names on repeat and ask someone else to say the group B names.
- Record your work and email it to Mrs. Kochrian at lkochrian@stu.nthurston.k12.wa.us
- Perform your creation for a friend or your family.