

Chambers Prairie Elementary School
2023-2024 School Improvement Plan
Spring Board Presentation
Principal Jason Greer, 2 yrs.
Assistant Principal Autumn Cummings, 1 yr.

| | |
|---|------------------|
| Building | Chambers Prairie |
| Enrollment | 494 |
| Free/Reduced Lunch | 57.1% |
| ELL | 6.9% |
| BIPOC | 60.3% |
| Special Education | 18.8% |
| <i>Data from the WA State Report Card 2023-2024</i> | |

Strategic Plan Goal 4: Continuous Growth— All Students, All Subjects: Every student will demonstrate continuous growth towards meeting/exceeding rigorous learning standards.

Outcome C: Increased growth rate of underperforming groups eliminating achievement and opportunity gaps.

Academic Gap Goal: By the spring of 2024, the reading skills gap between students receiving special education and students not receiving special education will be reduced in the following areas:

- Kindergarten and 1st grade students receiving special education will increase the average percentile score in ECBM letter sounds (LS) by 5 percentile points.
- 2nd through 5th grade students receiving special education will increase the average percentile score in ECBM passage reading fluency (PRF) by 5 percentile points.

Indicators of Progress:

- The percent of our students in low risk (above the 25 percentile) for letter sounds increased by 7 percentage points in kindergarten and 5 percentage points in 1st grade.
- The percent of our students in low risk (above the 25 percentile) for passage reading fluency increased by 4 percentage points in 2nd Grade and 14 points in 3rd grade.
- Our student receiving special education services grew faster than their peers in 3rd and 4th grades, by 30 percentage points and 3 percentage points respectively.

Concern Area:

- Our students receiving special education services grew more slowly than their peers in kindergarten and 1st grade for letter sounds, and in 2nd and 5th grades for passage reading fluency.
- This year we have had multiple mid-year teaching staff changes in special education.

Next Steps:

- Our new special education teachers are collaborating with classroom teachers during grade-level meetings. This helps the special education lessons more closely match lessons students are learning in core instruction.
- We are increasing the use of push-in intervention as a model for special education resource instruction.

Strategic Plan Goal 2: Responsible, Resilient, Empowered Learners

Every student will feel safe as an empowered, responsible, and resilient learner, open to and accepting cultural diversity and perspectives, and empowered to advocate for and pursue their own educational passions.

Outcome B: Increased percentage of regular school attenders.

GOAL: The gap for regular attenders between students identified as low income and non-low income will decrease by 50% from June 2023 to June 2024 at each grade level.

Indicators of Progress:

- From January 2023 to January 2024, we have substantially increased our regular attending students while decreasing our chronic attending students, 5 percentage points more regular attenders and 9 percentage points fewer chronic attenders.

Concern Area:

- While year-over-year attendance has substantially improved for all students, attendance has improved much faster for our non-low-income students than our low-income students, resulting in a larger gap.



Next Steps:



- Classroom teachers are sending “we miss you!” messages, utilizing their relationship with families to encourage better attendance.
- We are continuing to create individualized student attendance plans with rewards for improved attendance.
- We are continuing our monthly attendance focus with staff and families.
- We are continuing to work with families to identify and remove barriers to attendance.
- We recognize regular attenders from each semester with a certificate and a pencil.



Chambers Prairie Elementary School
2023-2024 School Improvement Plan
Spring Board Presentation
Principal Jason Greer, 2 yrs.
Assistant Principal Autumn Cummings, 1 yr.



| | |
|--|------------------|
| Building | Chambers Prairie |
| Enrollment | 494 |
| Free/Reduced Lunch | 57.1% |
| ELL | 6.9% |
| BIPOC | 60.3% |
| Special Education | 18.8% |
| Data from the WA State Report Card 2023-2024 | |

easyCBM Data Fall 2023-2024



| | | |
|-------------|------------------|---|
| Year/Season | 2023-2024 Fall |  |
| School | CHAMBERS PRAIRIE |  |



| READING |  | | | |
|-------------|---|-----|------|------|
| |  | Low | Some | High |
| K | | 78% | 22% | 0% |
| 1 | | 80% | 14% | 5% |
| 2 | | 68% | 24% | 7% |
| 3 | | 71% | 24% | 6% |
| 4 | | 68% | 18% | 14% |
| 5 | | 82% | 12% | 6% |
| Grand Total | | 74% | 19% | 7% |



| | | |
|-------------|------------------|---|
| Year/Season | 2023-2024 Fall |  |
| School | CHAMBERS PRAIRIE |  |



| MATH |  | | | |
|-------------|---|-----|------|------|
| |  | Low | Some | High |
| K | | 67% | 26% | 7% |
| 1 | | 76% | 18% | 5% |
| 2 | | 77% | 16% | 7% |
| 3 | | 72% | 16% | 12% |
| 4 | | 73% | 14% | 13% |
| 5 | | 79% | 12% | 9% |
| Grand Total | | 74% | 17% | 9% |

easyCBM Data Winter 2023-2024

| | | |
|-------------|------------------|---|
| Year/Season | 2023-2024 Winter |  |
| School | CHAMBERS PRAIRIE |  |

| READING |  | | | |
|-------------|---|-----|------|------|
| |  | Low | Some | High |
| K | | 79% | 13% | 8% |
| 1 | | 84% | 13% | 4% |
| 2 | | 74% | 18% | 8% |
| 3 | | 75% | 18% | 7% |
| 4 | | 72% | 9% | 18% |
| 5 | | 79% | 17% | 4% |
| Grand Total | | 77% | 15% | 8% |

| | | |
|-------------|------------------|---|
| Year/Season | 2023-2024 Winter |  |
| School | CHAMBERS PRAIRIE |  |

| MATH |  | | | |
|-------------|---|-----|------|------|
| |  | Low | Some | High |
| K | | 85% | 11% | 4% |
| 1 | | 85% | 15% | 0% |
| 2 | | 87% | 12% | 1% |
| 3 | | 77% | 11% | 12% |
| 4 | | 76% | 12% | 12% |
| 5 | | 85% | 9% | 6% |
| Grand Total | | 83% | 12% | 6% |

Chambers Prairie Elementary School
 2023-2024 School Improvement Plan
 Spring Board Presentation
 Principal Jason Greer, 2 yrs.
 Assistant Principal Autumn Cummings, 1 yr.

| | |
|--|------------------|
| Building | Chambers Prairie |
| Enrollment | 494 |
| Free/Reduced Lunch | 57.1% |
| ELL | 6.9% |
| BIPOC | 60.3% |
| Special Education | 18.8% |
| Data from the WA State Report Card 2023-2024 | |

Overall School Attendance Rate for CP *(select school)*

ATTENTION Please see "Attendance Data During COVID-19" tab for important information.

