

**Summit Virtual Academy**  
**2023-2024 School Improvement Plan**  
**Spring Board Presentation**  
**Principal Becky Lee, 2 Yrs**

<b>Building</b>	<b>Summit Virtual Academy</b>
<b>Enrollment</b>	<b>366</b>
<b>Free/Reduced Lunch</b>	<b>52.7%</b>
<b>ELL</b>	<b>2.2%</b>
<b>BIPOC</b>	<b>52.2%</b>
<b>Special Education</b>	<b>16.4%</b>
<i>Data from the WA State Report Card 2023-2024</i>	

**Strategic Plan Goal: Goal 4: Continuous Growth– All Students, All Subjects**

Every student will demonstrate continuous growth towards meeting/exceeding rigorous learning standards.

*Outcome c.* Increased growth rate for students experiencing personal and/or systemic barriers to achievement or opportunity.

**Academic Gap Goal:** Increase the overall percentage of students in grades 9-12 who identify with tribal affiliation to 100% of students passing all their classes.

<b>Spring 2023</b> Grade 9: 100%	<b>Fall 2023</b> Grade 9: 50%
<b>Spring 2023</b> Grade 10: 50%	<b>Fall 2023</b> Grade 10: 50%
<b>Spring 2023</b> Grade 11: 20%	<b>Fall 2023</b> Grade 11: 83%
<b>Spring 2023</b> Grade 12: 67%	<b>Fall 2023</b> Grade 12: 80%

**Indicators of Success:**

- Our Junior and Senior 506 passing rate for semester 1 improved to 83% and 80%, respectively.
- High school teachers employed by NTPS are implementing Grading for Equity, improving passing rates for core classes.
- On average, 87% of students taking a course taught by an NTPS teacher passed that course with a D or better.
- 4<sup>th</sup> and 7<sup>th</sup> grade students at Summit Virtual Academy will participate in field experiences on the Nisqually Reservation.

**Concern Area:**

- High school passing rates overall and for our native population are much lower than our school goal.
- Only 72% of students taking a course taught by a contracted STRIDE teacher passed that course with a D or better.

**Next Steps:**

- March PD Day: Teams to revisit Native Knowledge Base and plan for embedded STI lessons within Base Camp and/or courses. Principal meeting with Youth Education Team with Nisqually Indian Tribe (Hannah Ogilvie).
- High School Science teacher engaging with Pacific Education Institute “Solutions Oriented Learning Storylines” project to strength equitable climate instruction and work with local tribes to center Indigenous ways of knowing.
- Continue to work with STRIDE K12 to employ accommodations for IEPs, grading for equity, and best practices for contracted courses.

**Strategic Plan Goal: Goal 3: Critical Thinkers and Solution Seekers**

Every student will demonstrate skill in creative and evaluative reasoning, communication, and collaboration to address challenges in a socially just and democratic society.

*Outcome b.* Increased percentage of students applying learning to collaboratively engage in solving relevant challenges within the classroom, school, and community.

**Social Emotional Smart Goal:** Belonging and Identify (Educational Effectiveness Survey) – The overall percentage of students who respond that they often / almost always belong to a group of friends will increase from 44% (spring of 2022) and 40% (2023) overall to at least 50% overall by spring of 2024.

- The highest gap exists for students who identify Two or More Races (34%).

**Indicators of Success:**

- SVA hosts 15 club opportunities for students across grades K-12. Approx 1 in 4 students participate in an online club.
- Two student clubs are hosted BY high school aged students for younger students.
- SVA now has an FCCLA club, which offers leadership opportunities and connection for students.
- At the middle school level, teachers are using breakout rooms for students to work together and communicate within the academic setting.

**Concern Area:**

- At semester 2, 52 new students enrolled at SVA.

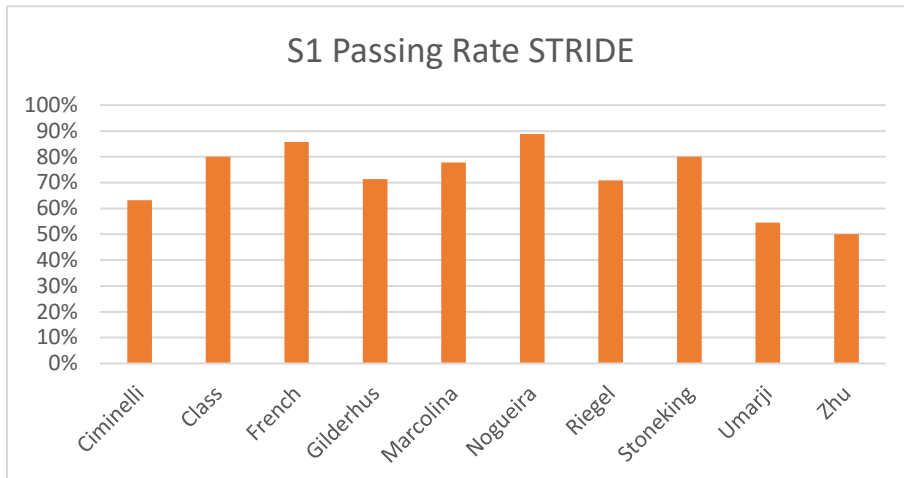
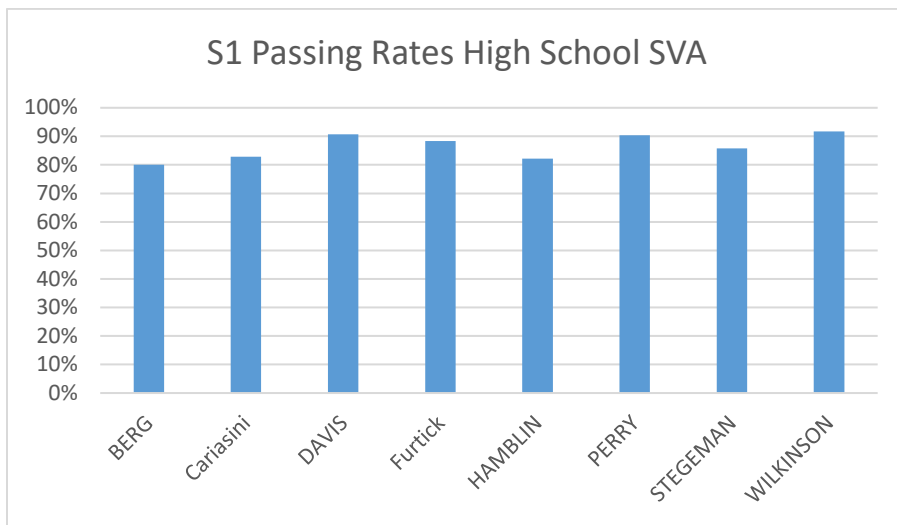
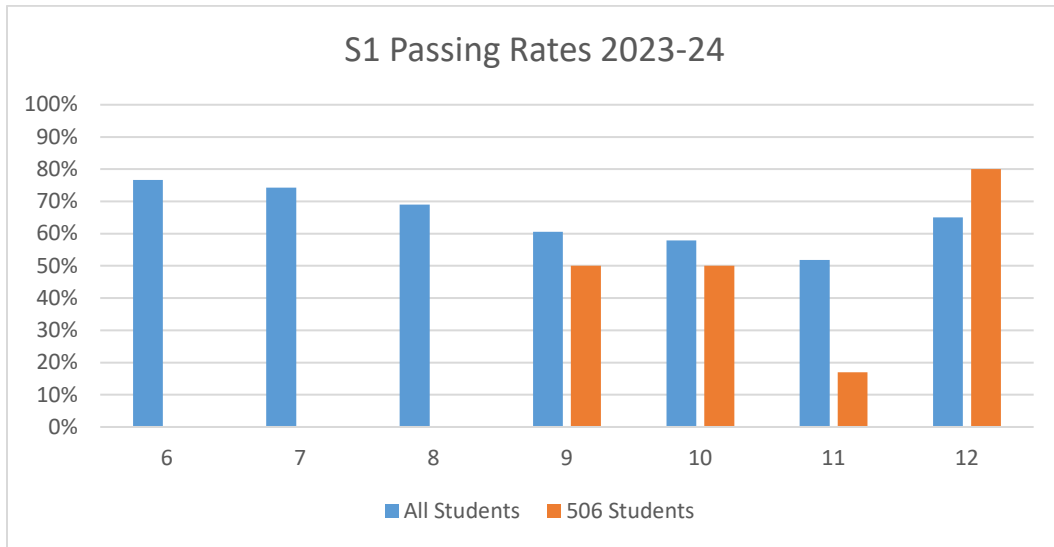
**Next Steps:**

- Teachers will continue to collaborate around opportunities for students to work together to solve problems to build peer relationships with an online school model. The MBLC grant will support these efforts.

**Summit Virtual Academy**  
**2023-2024 School Improvement Plan**  
**Spring Board Presentation**  
**Principal Becky Lee, 2 Yrs**

Building	Summit Virtual Academy
Enrollment	366
Free/Reduced Lunch	52.7%
ELL	2.2%
BIPOC	52.2%
Special Education	16.4%

*Data from the WA State Report Card 2023-2024*



**Summit Virtual Academy**  
**2023-2024 School Improvement Plan**  
**Spring Board Presentation**  
**Principal Becky Lee, 2 Yrs**

Building	Summit Virtual Academy
Enrollment	366
Free/Reduced Lunch	52.7%
ELL	2.2%
BIPOC	52.2%
Special Education	16.4%
<i>Data from the WA State Report Card 2023-2024</i>	

**easyCBM Data Fall 2023-2024**

Year/Season	2023-2024 Fall	<input type="button" value="v"/>
School	SUMMIT	<input type="button" value="v"/>

Year/Season	2023-2024 Fall	<input type="button" value="v"/>
School	SUMMIT	<input type="button" value="v"/>

READING	<input type="button" value="v"/>		
<input type="button" value="v"/>	Low	Some	High
K	100%	0%	0%
1	70%	20%	10%
2	70%	30%	0%
3	79%	13%	8%
4	88%	12%	0%
5	83%	9%	9%
<b>Grand Total</b>	<b>82%</b>	<b>13%</b>	<b>5%</b>

MATH	<input type="button" value="v"/>		
<input type="button" value="v"/>	Low	Some	High
K	100%	0%	0%
1	90%	0%	10%
2	100%	0%	0%
3	96%	4%	0%
4	73%	27%	0%
5	87%	4%	9%
<b>Grand Total</b>	<b>88%</b>	<b>9%</b>	<b>3%</b>

**easyCBM Data Winter 2023-2024**

Year/Season	2023-2024 Winter	<input type="button" value="v"/>
School	SUMMIT	<input type="button" value="v"/>

Year/Season	2023-2024 Winter	<input type="button" value="v"/>
School	SUMMIT	<input type="button" value="v"/>

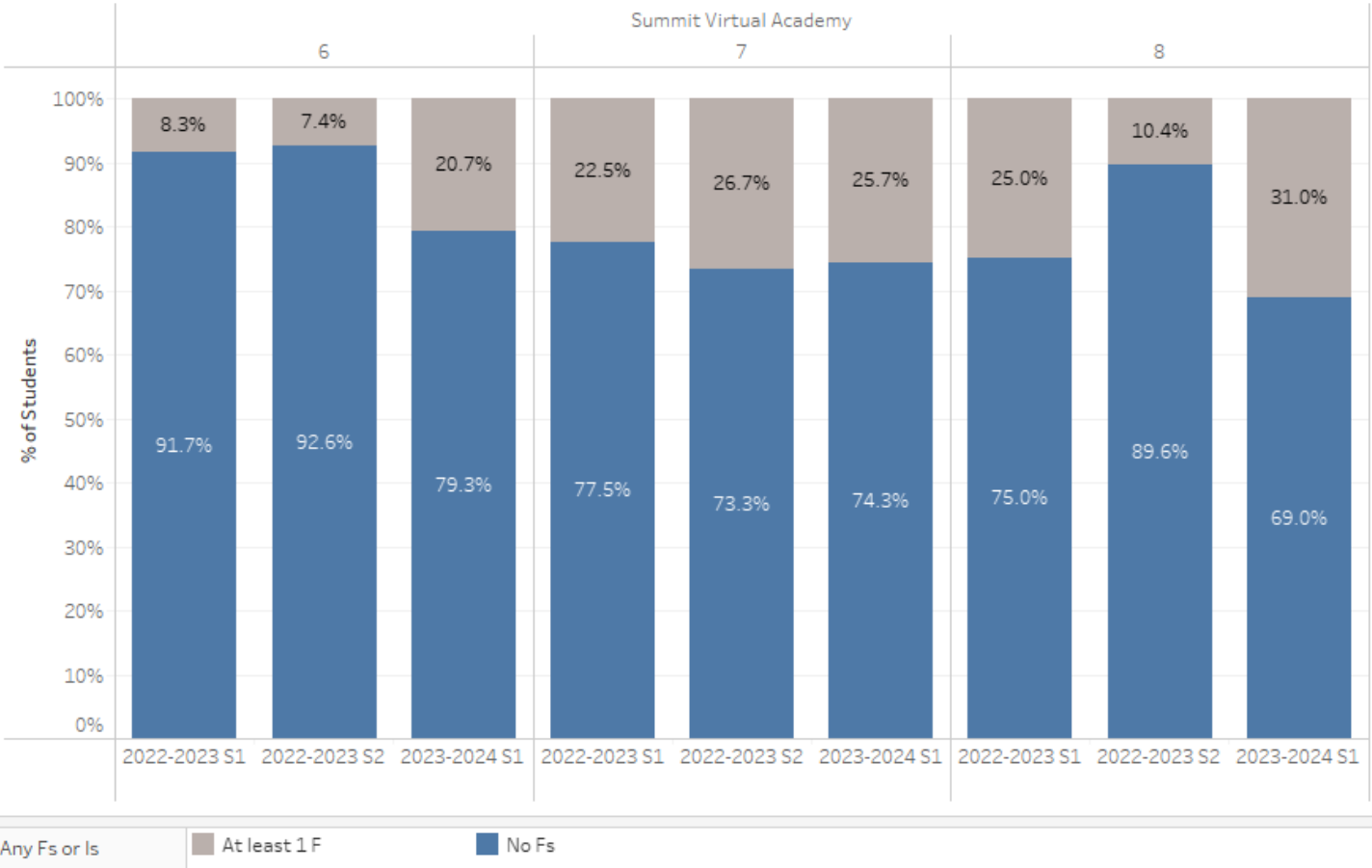
READING	<input type="button" value="v"/>		
<input type="button" value="v"/>	Low	Some	High
K	100%	0%	0%
1	88%	0%	13%
2	78%	0%	22%
3	87%	9%	4%
4	88%	8%	4%
5	81%	5%	14%
<b>Grand Total</b>	<b>86%</b>	<b>5%</b>	<b>9%</b>

MATH	<input type="button" value="v"/>		
<input type="button" value="v"/>	Low	Some	High
K	100%	0%	0%
1	100%	0%	0%
2	78%	11%	11%
3	91%	9%	0%
4	67%	21%	13%
5	81%	5%	14%
<b>Grand Total</b>	<b>82%</b>	<b>10%</b>	<b>8%</b>

**Summit Virtual Academy**  
**2023-2024 School Improvement Plan**  
**Spring Board Presentation**  
**Principal Becky Lee, 2 Yrs**

Building	Summit Virtual Academy
Enrollment	366
Free/Reduced Lunch	52.7%
ELL	2.2%
BIPOC	52.2%
Special Education	16.4%
<i>Data from the WA State Report Card 2023-2024</i>	

Overall % of MS students passing all classes by school and grade - Summit Virtual Academy



**Summit Virtual Academy**  
**2023-2024 School Improvement Plan**  
**Spring Board Presentation**  
**Principal Becky Lee, 2 Yrs**

Building	Summit Virtual Academy
Enrollment	366
Free/Reduced Lunch	52.7%
ELL	2.2%
BIPOC	52.2%
Special Education	16.4%

*Data from the WA State Report Card 2023-2024*

Overall % of HS students passing all classes by school and grade - Summit Virtual Academy

