



## Google Chrome—Translate Web Page

Open web page— move to an open area on the page and right click on your mouse.

Box will appear— 7th option on the list is Translate. Select translate.

The Translate box will open—Select the Translation Language.

Open web page will translate to requested language.


Each web page opened will need to be translated.

To return to original language, right click on the mouse and in the translate area choose: Show Original.



## Google Chrome—Personal Settings


### Change to a Language Other than English



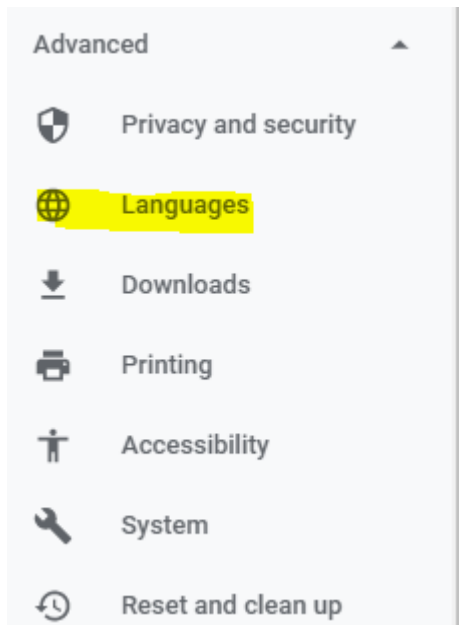
Select the three stacked dots (ellipsis) on the upper right hand corner of your personal Google page.

When the box opens select the word Settings.

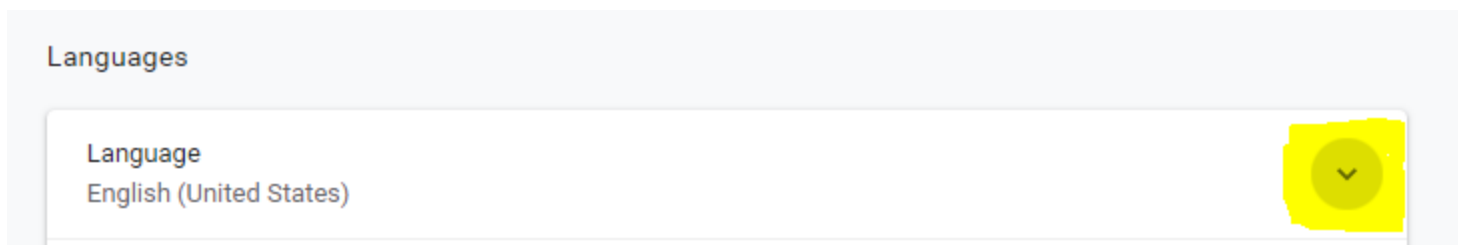
In the settings area, select the small triangle to the right of the word Advanced.



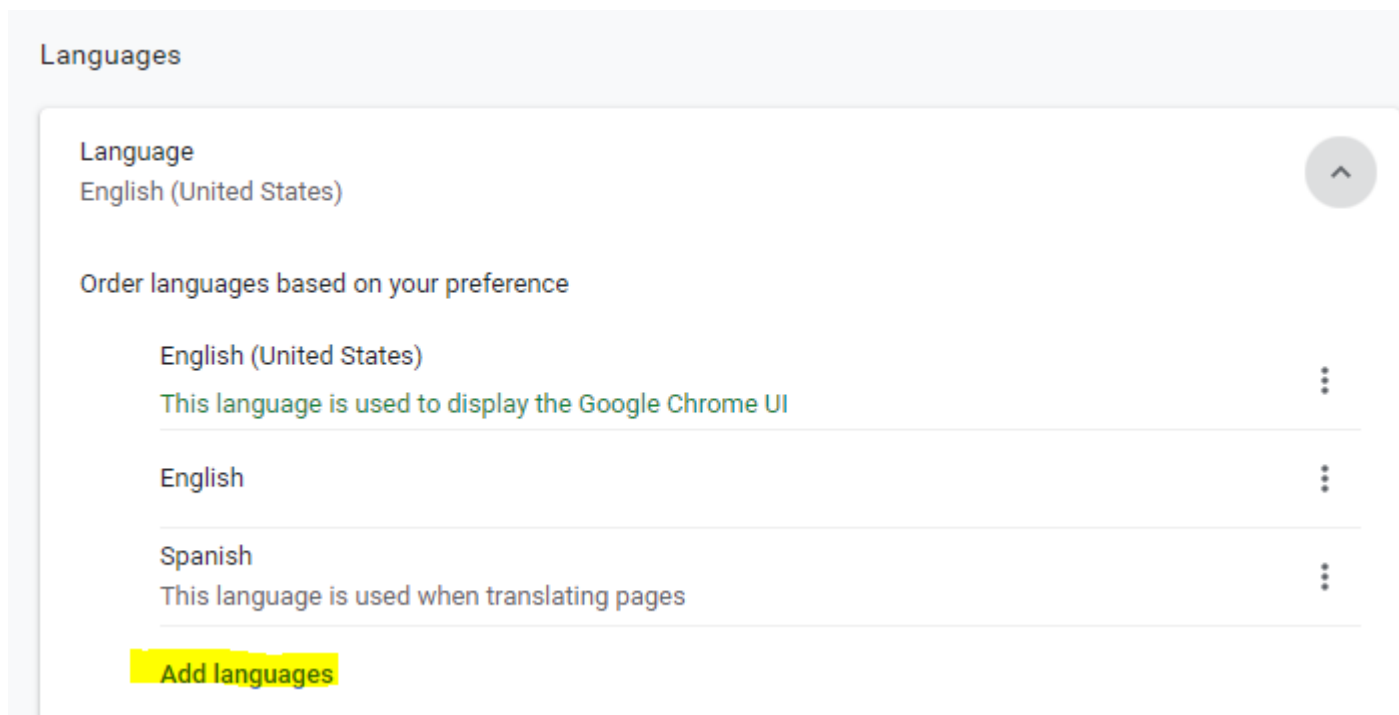
Select Languages from the drop down list.

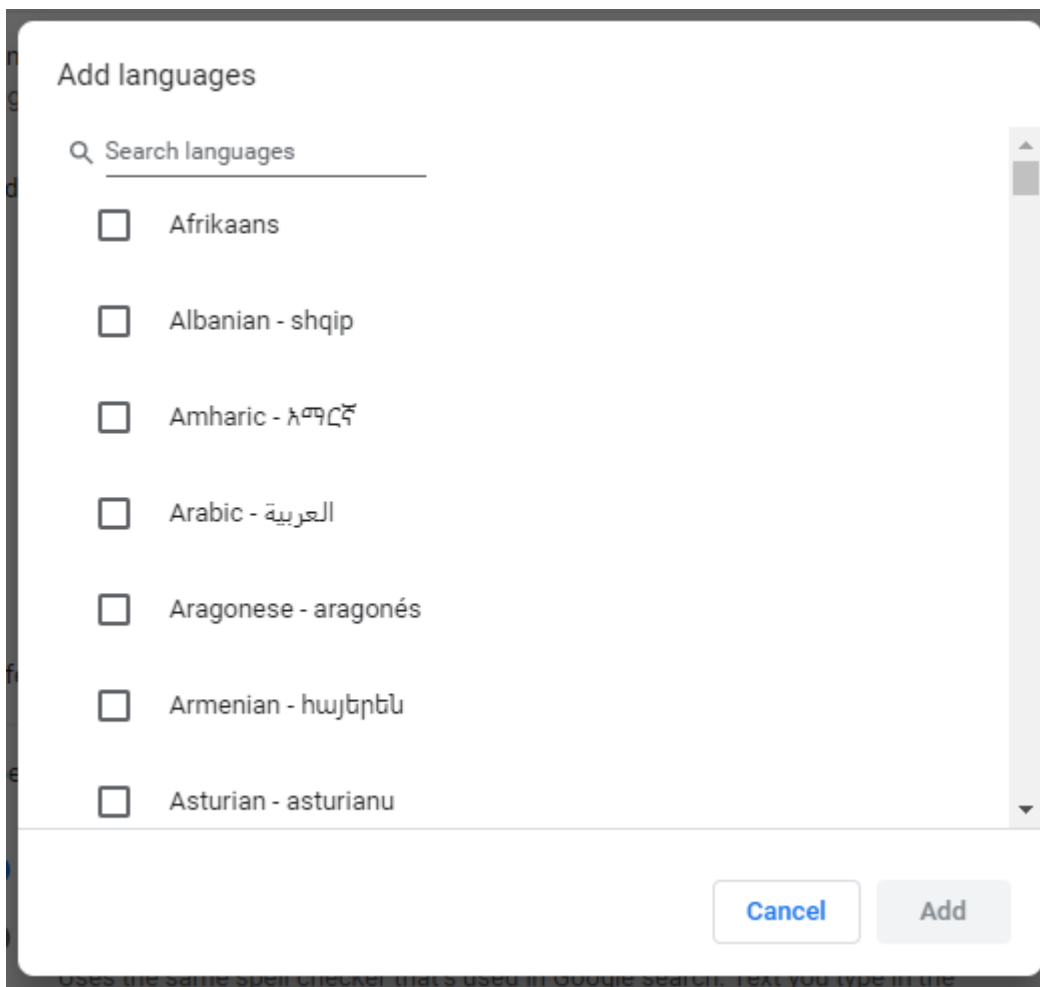


Open the drop down menu to the right of the current language.



Use the Add languages selection to add the language you would like to translate to.





Multiple languages could be selected—use the add button to register the choices made. Once the languages have been selected, web pages will be translated when you right click the mouse and use the translate selection as described above.

There is also an option to select: Offer to translate pages that aren't in a language you read

Slide the button to the right to make the selection.

This language is used to display the Google Chrome UI

English

Spanish

This language is used when translating pages

[Add languages](#)

Offer to translate pages that aren't in a language you read



# How to Translate a Web Page - On Microsoft Edge

- Open Microsoft Edge.
- Open the Translator for Edge add-on page.
- Click Get.
- Click Get in the Microsoft Store.
- Click Turn it on when prompted.
- Go to your webpage.
- Wait for the "Translate" menu to appear.
- Select a language.
- Click Translate.



## Translator for Microsoft Edge


Microsoft Corporation • Productivity

Wish list

★★★★★ 283

With Translator for Microsoft Edge, you can translate foreign language webpages and text selections for 60+ languages. Look for the Microsoft Translator icon in the address bar when visiting

[More](#)



Free

Get



[See System Requirements](#)

This is an extension for Microsoft Edge

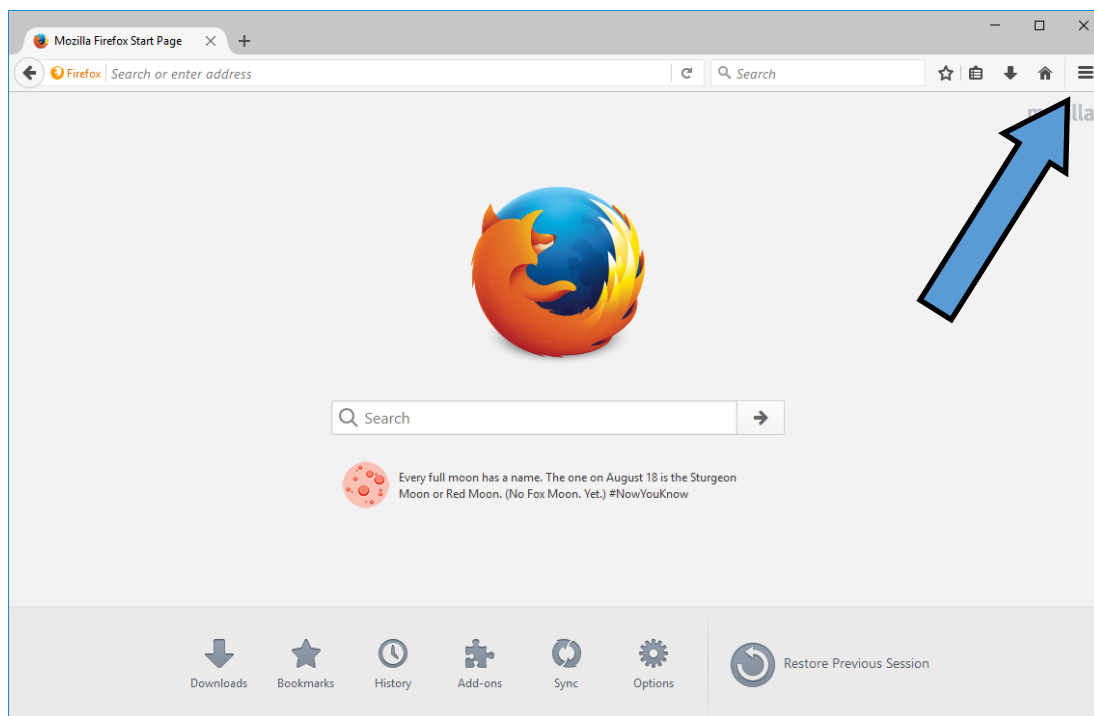
[Overview](#)

[System Requirements](#)

[Reviews](#)

[Related](#)

## How to Translate a Web Page using FireFox



Select the 3 short horizontal lines (hamburger) in the upper right hand corner of the web page.

Select Options.

Choose your preferred Language.