

Express

Studio Habit: Express

When you **EXPRESS** you are communicating thoughts, opinions, and/or emotions. You are telling a story with your art. When you **EXPRESS** you let the meaning grow and change as your work develops.

I **CAN** put meaning into my artwork by including what is important to me.

I **CAN** communicate my ideas through my artwork. I can discover the meaning as I make my work.



Instructions:

1. Watch video of Rebecca Sugar and how she comes up with characters:

[Create your own cartoons! With Rebecca Sugar.](#)

2. Think about a character. What is the name of your character? What type of character will it be? Will the character have friends or enemies? What type of environment does your character live in? What is their story?
3. Start drawing.... draw anything then cartoon it!!!! Here is a video demonstrating how.

[Cartoon Anything!](#)

Make a small sketch (called a thumbnail) of what your character might look like:

Frontal view	Side view	Full body & props or other character
---------------------	------------------	---

4. Make a comic page or just one picture. Tell a story!
5. Answer the questions below. Tell your answers to an adult. Take a picture of your artwork. Email your artwork to your art teacher. Include your first and last name and class in the subject line.

Reflection:



1. How did you come up with your character?
2. What ideas or feelings did you communicate through your artwork?
3. Did the meaning or idea change as you created your comic?
4. Do you feel your cartoon character took some effort and challenged you?

TURN ANYTHING INTO A CARTOON

EYES SHOW DIRECTION




EYES SHOW EMOTION



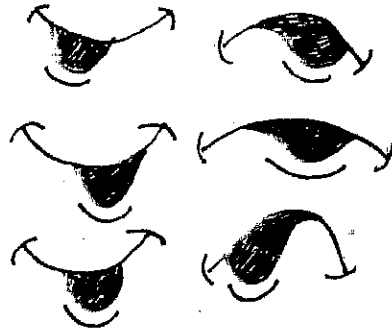
TEAR DROP (ONLY ONE)

JIGGLE LINES (SETS OF 2)

ACTION LINES (SETS OF 3)



TALKING MOUTH




VOICE BOX LOOKS LIKE THIS.

ALWAYS WRITE MESSAGE FIRST THEN DRAW BOX.

THINK BOX LOOKS LIKE THIS.



MOUTHS




DIMPLES

ARMS & LEGS

(ALWAYS COLOR DARK)

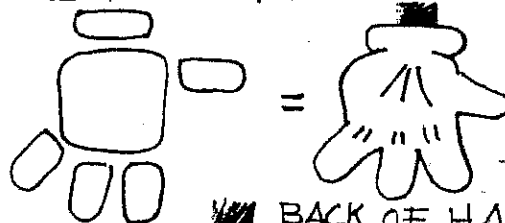


FOOT



HANDS - GLOVES

1 THUMB & 3 FINGERS



BACK OF HAND



INSIDE OF HAND

