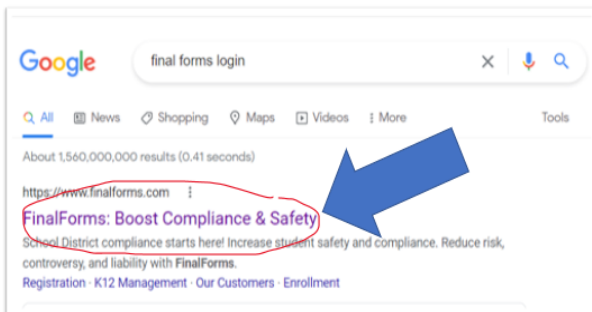
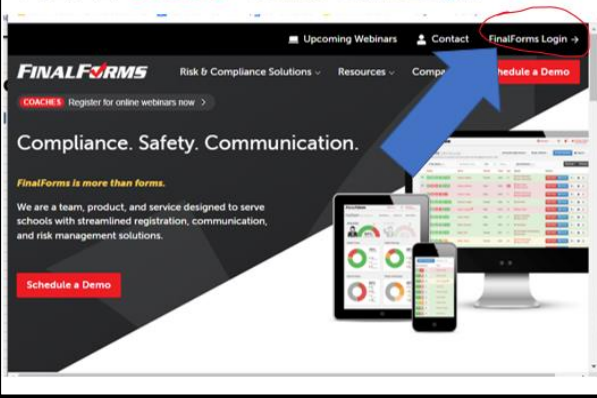


STEP 1: Google Search : "final forms login"

Select: "FinalForms:Boost Compliance & Safety"



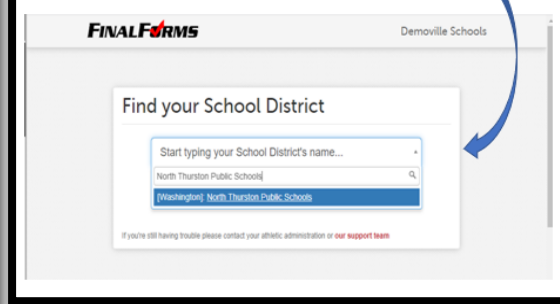
STEP 2: Select: "FinalFormsLogin"



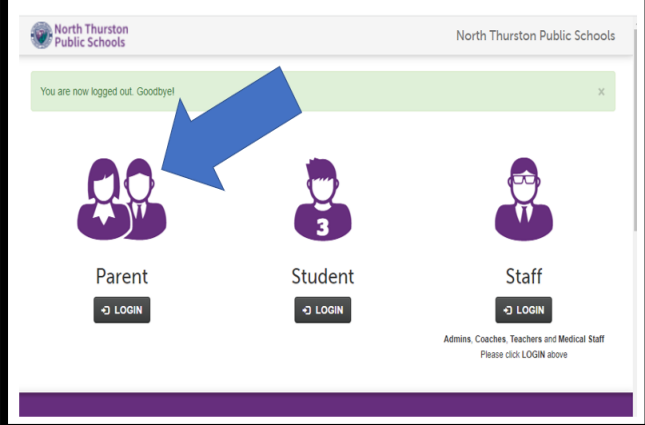
STEP 3: In the field under: "Find your School District"

SELECT the field and TYPE IN :

"NORTH THURSTON PUBLIC SCHOOLS"
(NOT River Ridge High School - most common confusion)



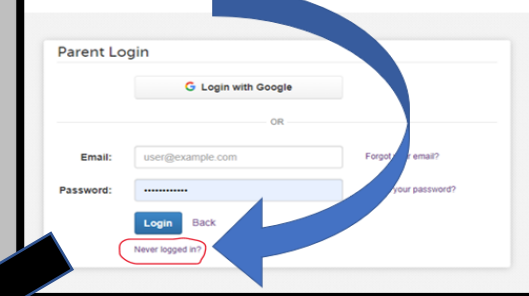
STEP 4: Select: "PARENT "



STEP 5: Creating or Logging Into Account

IF YOU HAVE NEVER created a FinalForm Account PREVIOUSLY:
(Only RRHS Spring Sport Athletes have done this already)

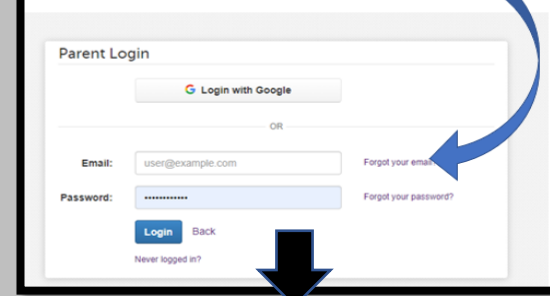
SELECT: "Never Logged in ?"



IF YOU HAVE already created a FinalForm account....then LOG IN.

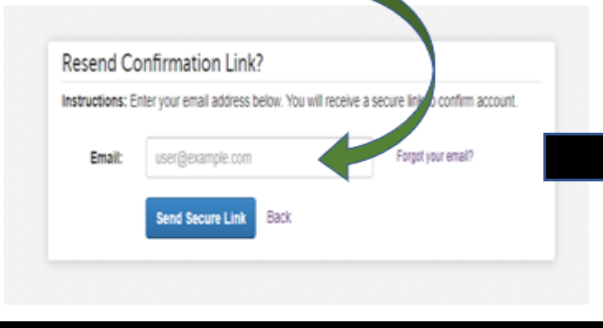
REMEMBER: Email used for this APP is the parent/guardian email posted in SKYWARD

Then SKIP to STEP 8 below



STEP 6: Create an account by

Enter in your EMAIL address YOU HAVE ON RECORD in SKYWARD (Has to be your SYWARD email)



STEP 7: You have now created an invite to create your account. Go to your email and create a FinalForm Account...

STEP 8: From here you are in your own personal account which do not see, which means you will have to hunt for the commands I give you in writing the rest of the way.

- (a) **SELECT : ADD SPORT**
- (b) **SELECT : FALL BOYS FOOTBALL**
- (c) **You will then see this left of student name**



SELECT and Fill out 4 fields (GREEN = COMPLETE)

(NO FEE for SPRING FB - That will cleared be by admin)