

**Pleasant Glade Elementary School**  
**2022-2023 School Improvement Plan**  
**Board Presentation**  
**Principal Jessica Flanick, 1 yr.**  
**Assistant Principal Autumn Cummings, 1 yr.**

Enrollment—644  
Free/Reduced Lunch—54%  
ELL— 8.5%  
BIPOC— 64.9%  
Special Education— 22.8%  
 Data from Washington State Report Card

**Strategic Plan Goal: Goal 4:** Continuous Growth— All Students, All Subjects  
*Every student will demonstrate continuous growth towards meeting/exceeding rigorous learning standards.*

**Outcome: Outcome c:** Increased growth rate of underperforming groups eliminating achievement and opportunity gaps.

**GOAL:** 70% of students in grades K-5 will score at the 50<sup>th</sup> percentile or higher on the Math Easy CBM by June of 2023.

**Sub. Gap Goal:** Students who are low income will score within 10 percentile points of students who are not low income at each grade level on the Math Easy CBM by June 2023.

**INDICATORS OF PROGRESS:**

- 2nd, 4<sup>th</sup>, and 5<sup>th</sup> grade have all shown growth from fall to winter on the Math Easy CBM. 4<sup>th</sup> grade is likely to meet the 70% goal by the end of the year.

**CONCERN AREA:**

- Kindergarten, first, and 3<sup>rd</sup> grade have regression from Fall to Winter in the number of students meeting proficiency on the Math Easy CBM.

**NEXT STEPS:**

- Ongoing walkthroughs using principal look fors for the mathematical practice standards and the expected components in an effective tier 1 math block in the Stepping Stones curriculum
- Professional development on March 3<sup>rd</sup> will focus on how to incorporate the mathematical practice standards into success criteria within lessons.
- Professional learning communities (PLCs) will identify common assessments and will come with those scored and ready to analyze to answer the question: *What will we do if students didn't meet the success criteria?*

**Strategic Plan Goal: Goal 2:** Responsible, Resilient, Empowered Learners

*Every student will feel safe as an empowered, responsible, and resilient learner, open to and accepting cultural diversity and perspectives, and empowered to advocate for and pursue their own educational passions.*

**Outcome: Outcome b:** Increased percentage of regular school attenders.

**GOAL:** 40% of our K-1 students will be regular attenders (missing fewer than 10 days of the total school year) by June of 2023.

**Sub gap goal:** We will decrease the gap between students of low-income families and students of non-low-income families who are regular attenders in K-1 by 10% in kindergarten and 5% in grade 1 by June of 2023.

**INDICATORS OF PROGRESS:**

- As of January, 34% of students in K and 1 were considered regular attenders, which is close to our 40% goal.

**CONCERN AREA:**

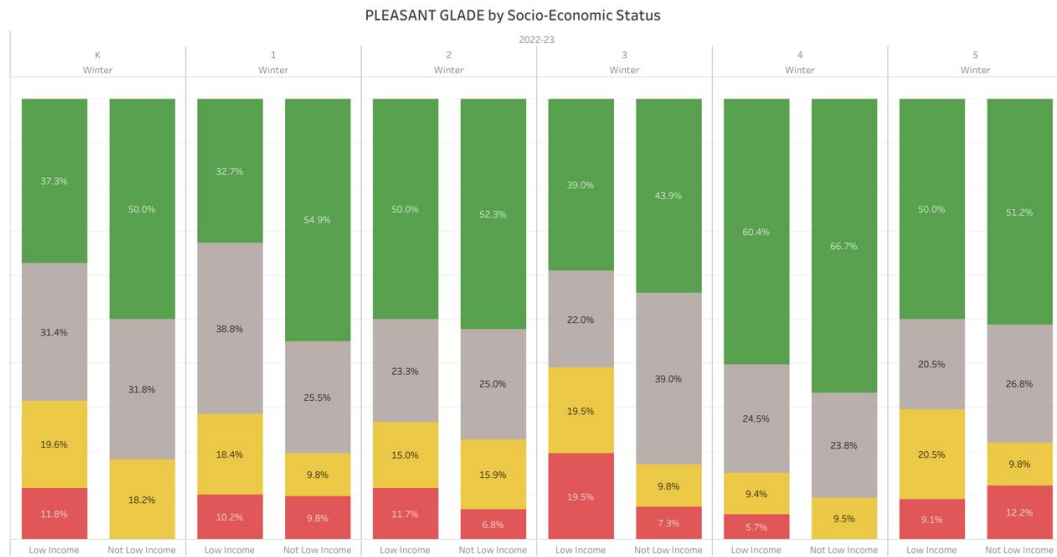
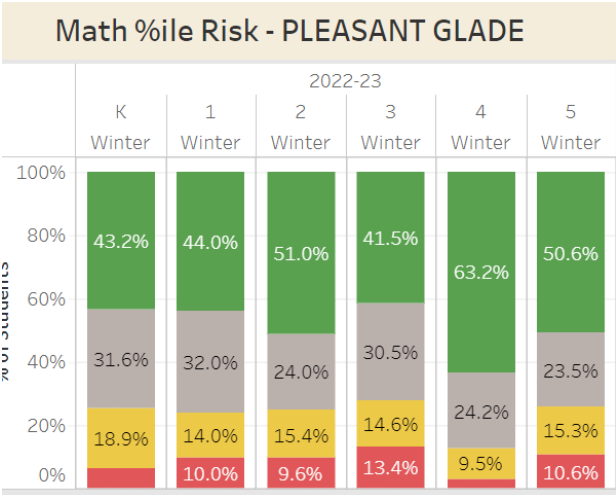
- 9.26% of our students who are identified as low income in kindergarten are regular attenders.
- 12.5% of our students who are identified as low income in first grade are regular attenders.

**NEXT STEPS:**

- Partnering with Twin Star Credit Union to provide incentives and recognition for regular attendance.
- Continuing to partner with families who experience barriers to getting their child to school.

**Pleasant Glade Elementary School  
2022-2023 School Improvement Plan  
Board Presentation  
Principal Jessica Flanick, 1 yr.  
Assistant Principal Autumn Cummings, 1 yr.**

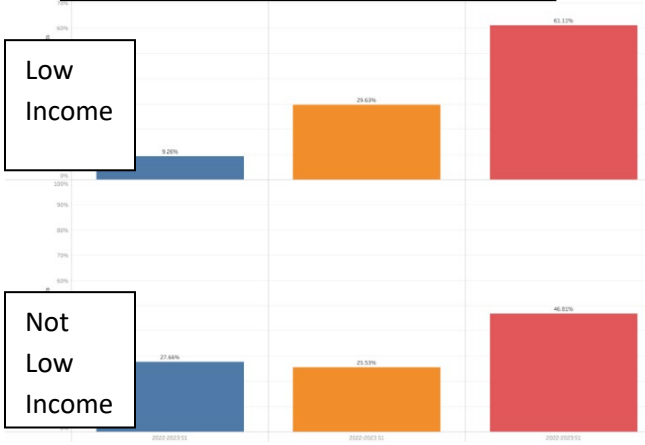
Enrollment—644  
Free/Reduced Lunch—54%  
ELL— 8.5%  
BIPOC— 64.9%  
Special Education— 22.8%  
Data from Washington State Report Card



**Pleasant Glade Elementary School  
2022-2023 School Improvement Plan  
Board Presentation  
Principal Jessica Flanick, 1 yr.  
Assistant Principal Autumn Cummings, 1 yr.**

Enrollment—644  
Free/Reduced Lunch—54%  
ELL— 8.5%  
BIPOC— 64.9%  
Special Education— 22.8%  
Data from Washington State Report Card

**Kindergarten S1 Attendance by SES**



**First Grade S1 Attendance by SES**



Pleasant Glade

easyCBM Data Fall and Winter 22-23														
	Reading						Math							
	Low		Some		High		Low		Some		High			
	Fall	Winter	Fall	Winter	Fall	Winter	Fall	Winter	Fall	Winter	Fall	Winter	Fall	Winter
K	77%	54%	23%	29%	0%	17%	73%	75%	24%	19%	3%	6%		
1	52%	51%	24%	17%	23%	32%	84%	76%	14%	14%	2%	10%		
2	52%	63%	38%	24%	10%	13%	70%	75%	19%	16%	11%	10%		
3	74%	74%	17%	17%	9%	10%	75%	71%	14%	14%	11%	14%		
4	84%	80%	7%	15%	10%	5%	86%	87%	10%	10%	4%	3%		
5	80%	77%	12%	14%	8%	9%	78%	72%	9%	17%	13%	10%		

**Pleasant Glade Elementary School**  
**2022-2023 School Improvement Plan**  
**Board Presentation**  
**Principal Jessica Flanick, 1 yr.**  
**Assistant Principal Autumn Cummings, 1 yr.**

Enrollment—644  
 Free/Reduced Lunch—54%  
 ELL— 8.5%  
 BIPOC— 64.9%  
 Special Education— 22.8%  
 Data from Washington State Report Card

**Average Referrals Per Day Per Month - Multi-Year**  
 Major, 2021-22 - 2022-23

